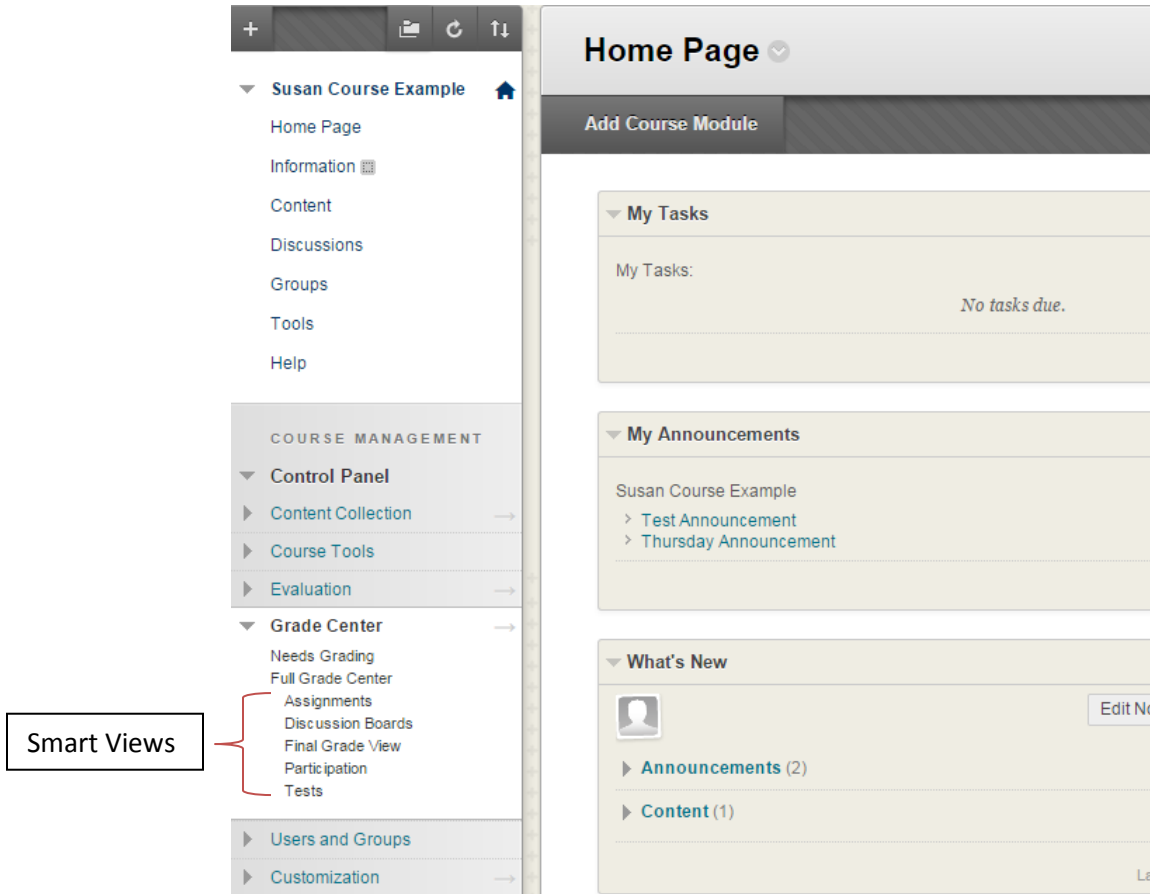
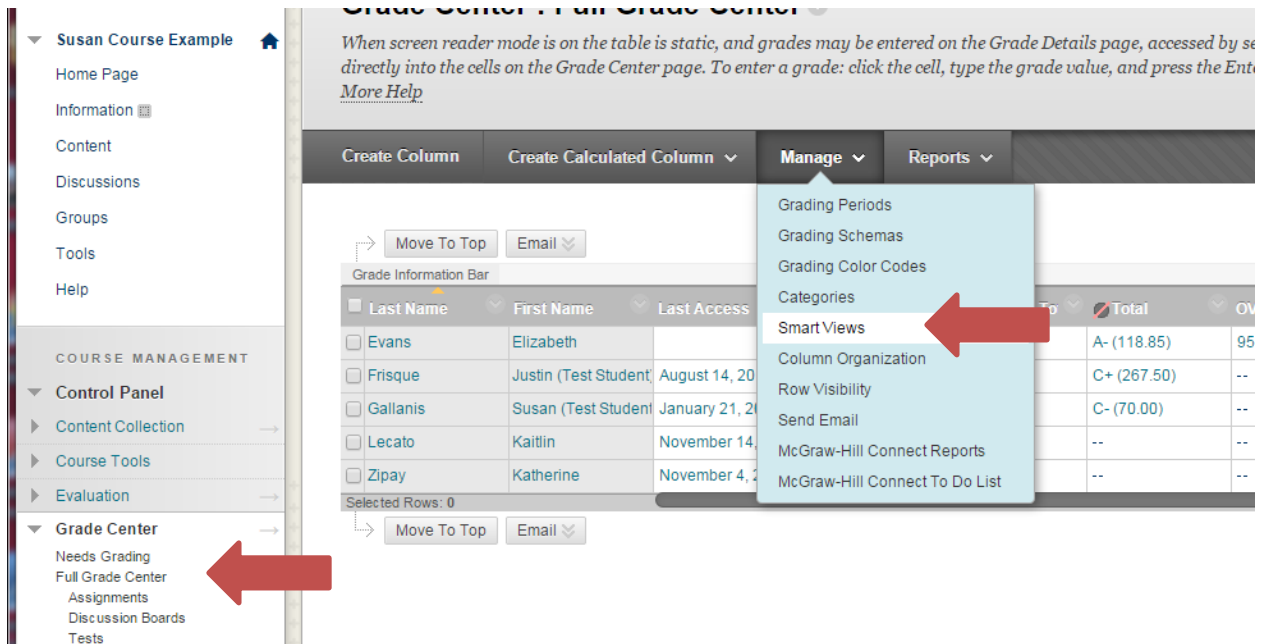


Blackboard Learn: Smart View of Grade Center

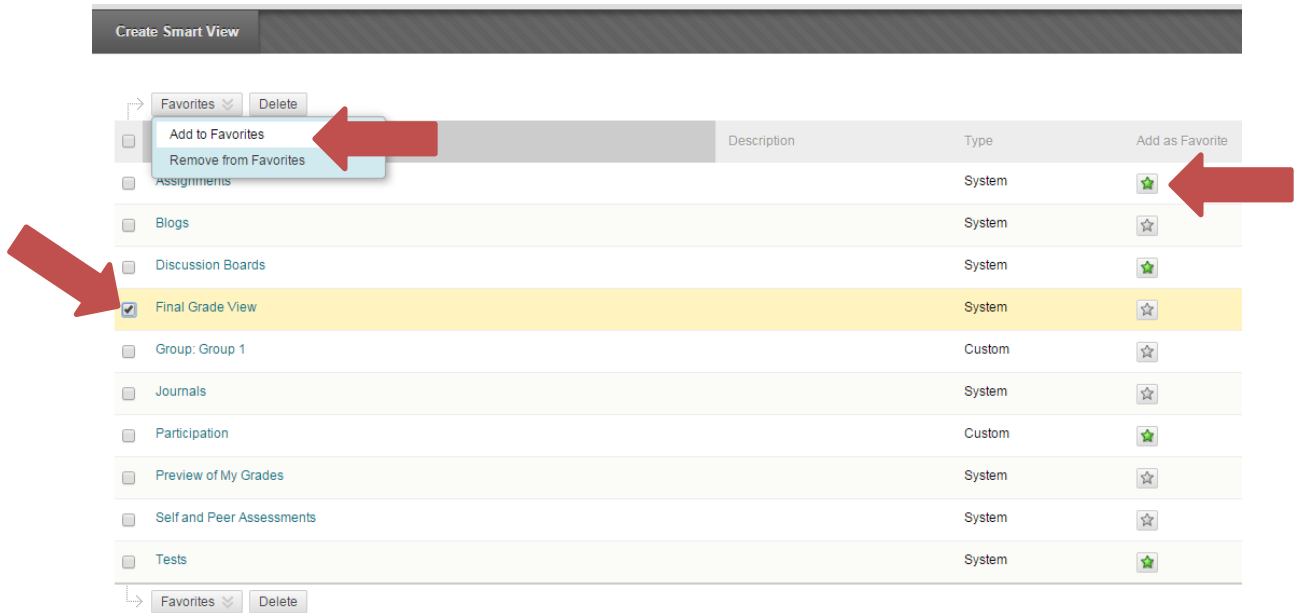
1. A smart view is a link in the Grade Center that shows a limited number of columns. Default smart views are Assignments and Tests. This tutorial explains how to create your own smart view.



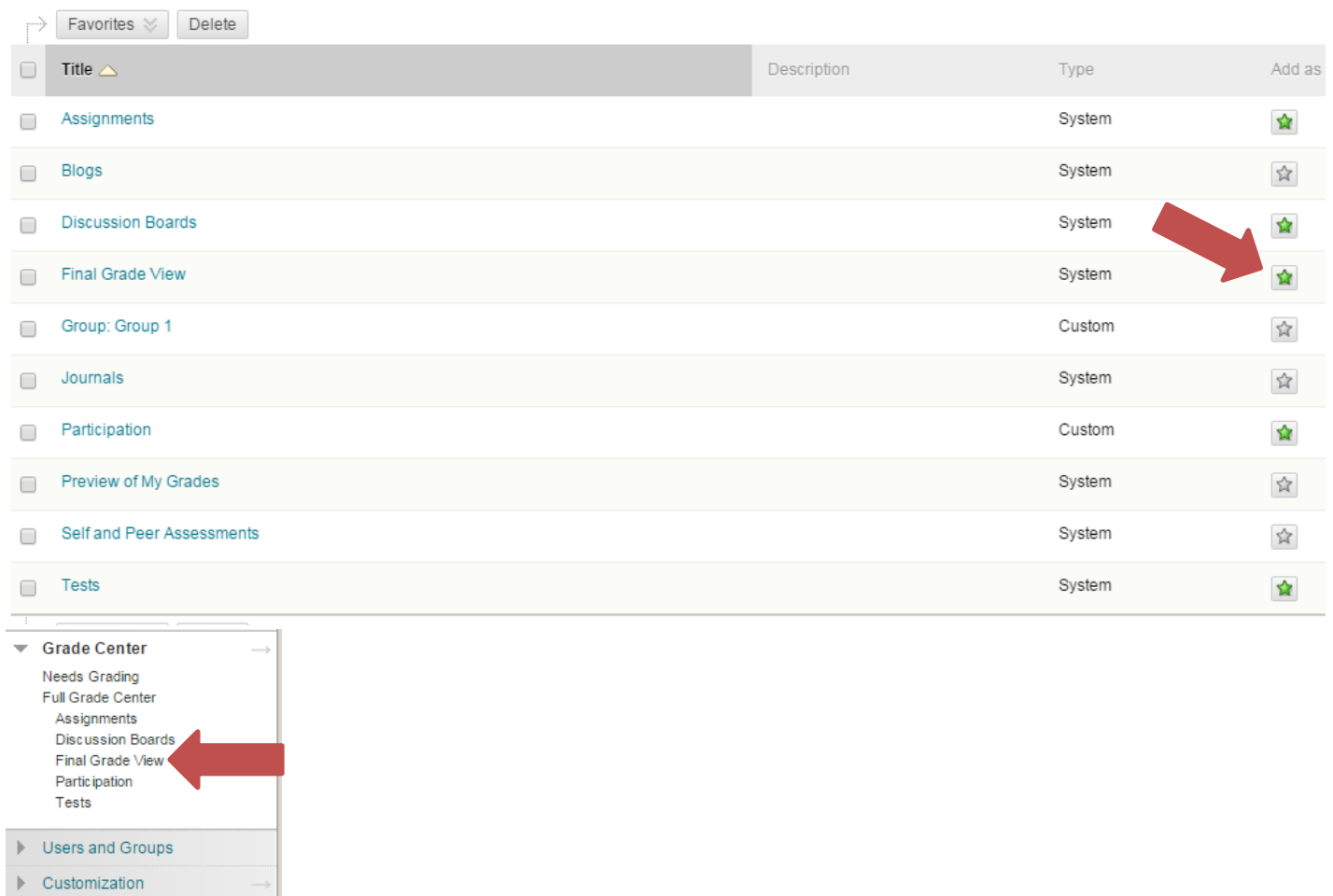
2. In your course click on Grade Center, then Full Grade Center. Hover mouse over the Manage button. Click on Smart Views.



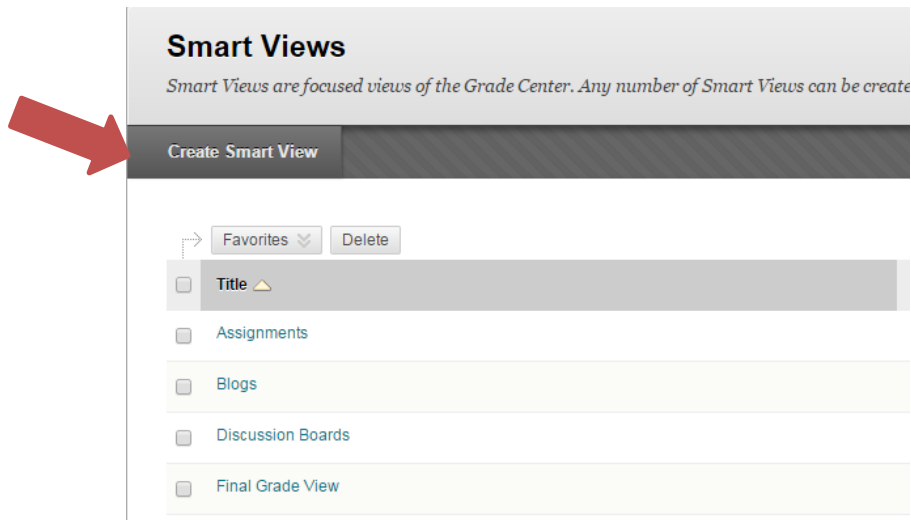
3. You'll see the available smart views. The green star on the right indicates which are set as favorites (seen under the Full Grade Center link). Add a favorite by clicking on the box next to the title and hover mouse over the Favorites button. Click on Add to Favorites.



4. It will be added as a favorite. A link will appear under Full Grade Center.




5. Add a custom smart view. Click on Create Smart View.




6. Enter a name, check to add as a favorite, and choose selection criteria. Click Submit when finished.

1. Smart View Information

Name 

Description

Type Custom

Add as Favorite 

2. Selection Criteria

Type of View

- Course Group** View one or more Course Groups.
- Performance** View specific users based on their performance on a single item.
- User** View individual users.
- Category and Status** View items by their category and status.
- Custom** Build a query based on user criteria.

Select Criteria *Select category and users to filter by status*

Categories: Users: Include Hidden User Information

Filter Results *Columns to Display in Results:*

7. You've created a custom smart view and added it as a favorite.

→ Favorites ▾ Delete

<input type="checkbox"/> Title ▲	Description	Type	Add as Favorite
<input type="checkbox"/> Assignments		System	<input checked="" type="checkbox"/>
<input type="checkbox"/> Blogs		System	<input type="checkbox"/>
<input type="checkbox"/> Discussion Boards		System	<input checked="" type="checkbox"/>
<input type="checkbox"/> Final Grade View		System	<input type="checkbox"/>
<input type="checkbox"/> Group: Group 1		Custom	<input type="checkbox"/>
<input type="checkbox"/> Journals		System	<input type="checkbox"/>
<input type="checkbox"/> Participation		Custom	<input checked="" type="checkbox"/>
<input type="checkbox"/> Preview of My Grades		System	<input type="checkbox"/>
<input type="checkbox"/> Self and Peer Assessments		System	<input type="checkbox"/>
<input type="checkbox"/> Tests		System	<input checked="" type="checkbox"/>

→ Favorites ▾ Delete

