
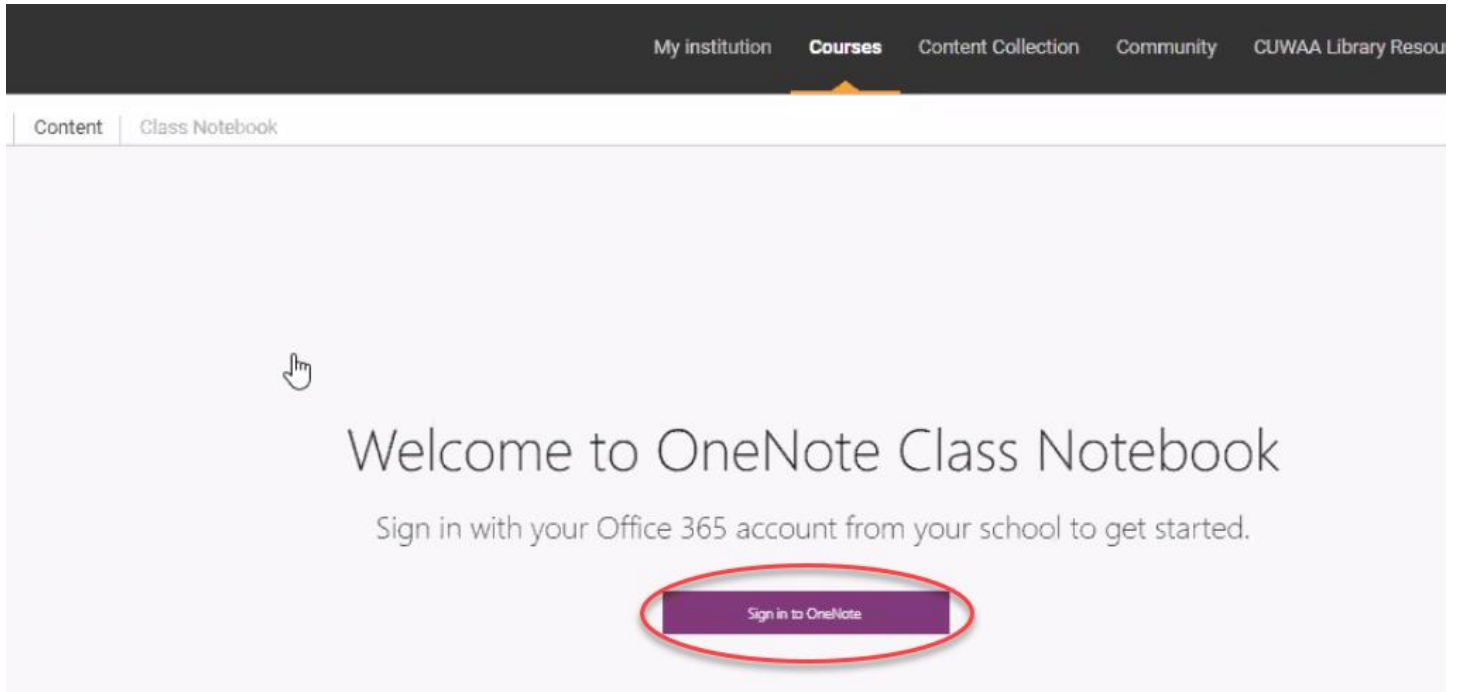


OneNote Class Notebook – Sign in for Students

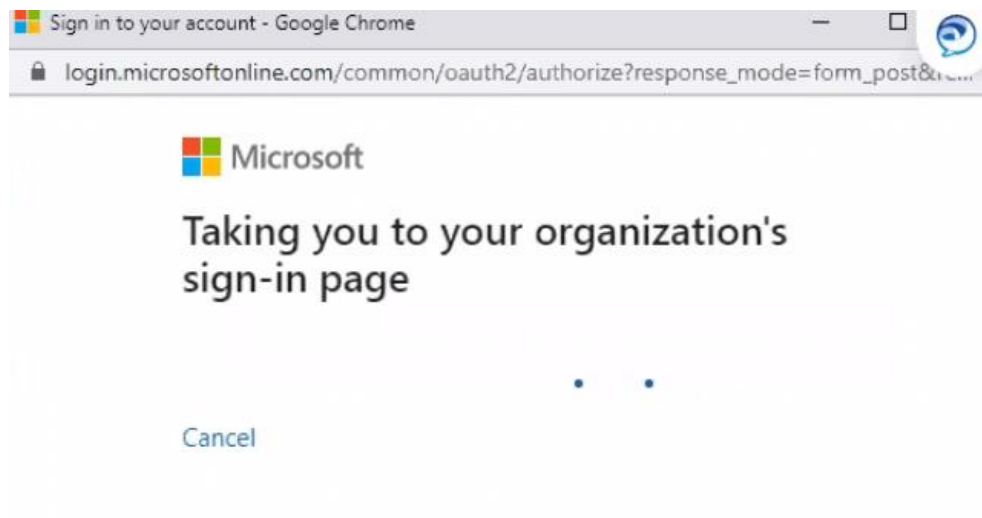
1. Click on the link to the Class Notebook in your course on Blackbaord.



2. Click on Sign in to OneNote.



3. You will see this screen.



4. Sign in with your Concordia University username and password.

Concordia University - Portal - Google Chrome

sso.cuw.edu/authenticationendpoint/login.do?RelayState=34b53c0a-d17d-40e8-9a...

CONCORDIA UNIVERSITY WISCONSIN & ANN ARBOR

Username

Password

Remember me on this computer

SIGN IN

5. Click the options below to access the Class Notebook.

Susan Course Example | Content | Class Notebook

Class Notebook

CELT Shared Notebook

This is the shared notebook that your teacher created for your course.

Open in OneNote

Open in OneNote Online